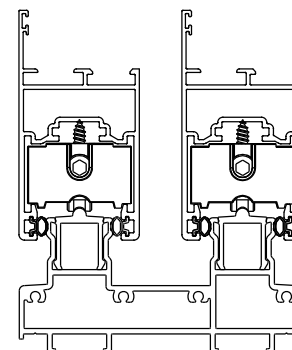
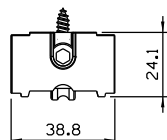
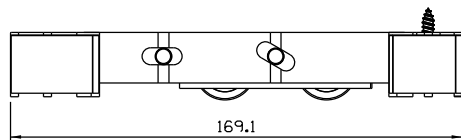
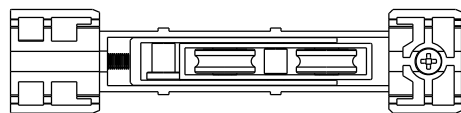
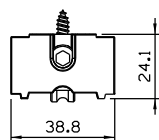
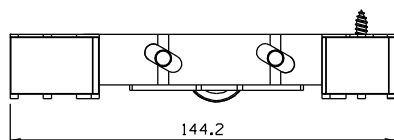
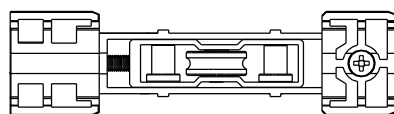
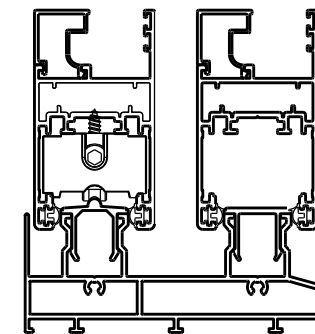


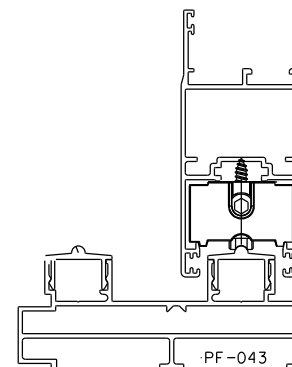
ROL142 simples (150 Kg/folha)  
 ROL143 dupla (300 Kg/folha)



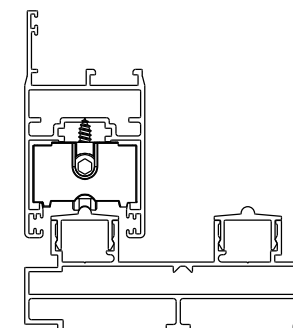
ALPEX SOUND CONFORT



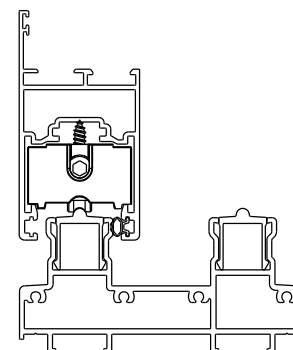
CBA PRIMORA R450



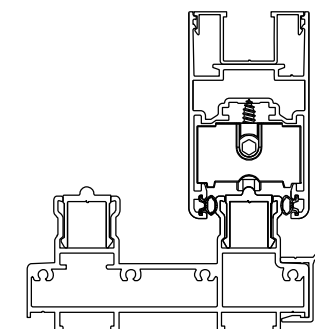
DECAMP PERFETTA 45 (ALTO)



DECAMP PERFETTA 45 (BAIXO)



ALUMINORTE EURO CONCEPT 45 (PERFIL BAIXO)



OLGA COLOR LOCK-S

■ COMPOSIÇÃO

- Cavelete, suporte e eixo da roda alumínio
- Roda com rolamento delrin/aço
- Guias e buchas nylon
- Parafusos de fixação 4,8 x 16 inox
- Parafuso de regulação M6 x 25 inox

■ Vistas: escala 1:2

■ Instalação: escala 1:2