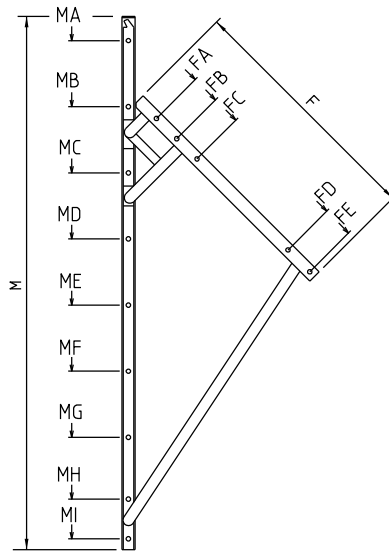
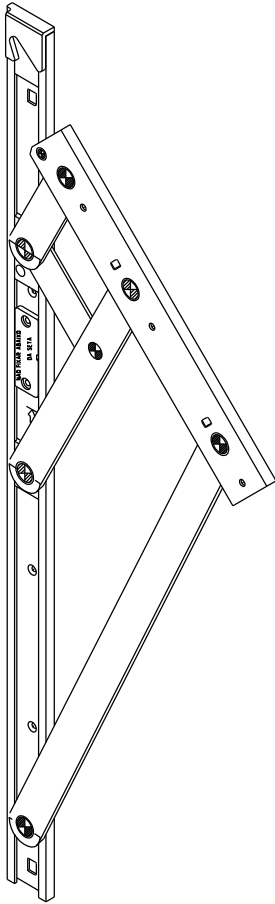
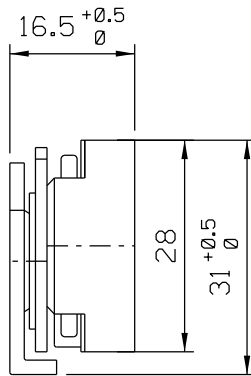


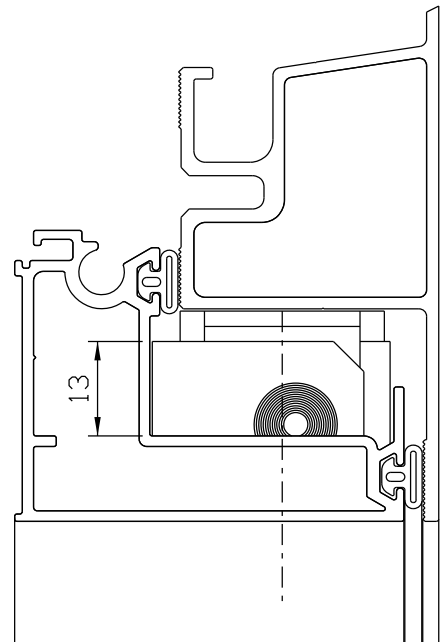
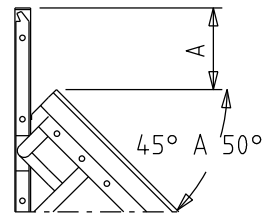
Outubro/2021



	SRP 01	SRP 02	SRP 03	SRP 04
M	340	600	951	1200
MA	54	54	54	54
MB	169	204	204	204
MC	-	354	354	354
MD	-	504	504	509
ME	-	-	654	654
MF	-	-	855	804
MG	-	-	-	954
MH	-	-	-	1094
MI	331	589	940	1188
F	195	330	461	559
FA	58	58	58	58
FB	117	102,5	122,5	102,5
FC	-	160	180	160
FD	-	257,5	383	449
FE	180	315	446	544



ESCALA 1:1

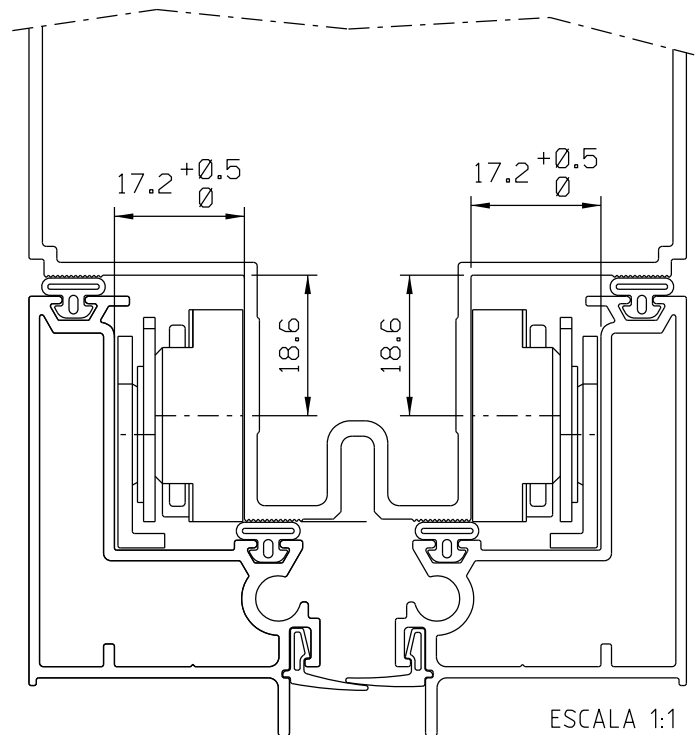


CÓDIGO	COMPRIMENTO	FOLHA			VÃO ABERTURA "A"
		ALTURA MÁXIMA	LARGURA MÁXIMA	CARGA MÁXIMA	
SRP 01	342mm	600	1500	22Kg	80
SRP 02	600mm	1000	1500	35Kg	150
SRP 03	951mm	1200	1500	42Kg	230
SRP 04	1200mm	1500	1500	74Kg	50

Medidas em milímetros

COMPOSIÇÃO	
ESTRUTURA	DURALUMÍNIO
GUIA DESLIZANTE	POLIAMIDA
BUCHAS ESPAÇADORAS	POLIAMIDA
REBITES	DURALUMÍNIO
ROSETA DE REGULAGEM	POLIACETAL
PARAFUSOS	AÇO INOX

EMBALAGEM		
01 PAR DE ARTICULAÇÃO	SRP01	12 Rebites cab.abaulada \varnothing 4,8 x 10,2 ou 12 Parafusos A.A Philips 4,2 x 16
	SRP02	20 Rebites cab.abaulada \varnothing 4,8 x 10,2 ou 20 Parafusos A.A Philips 4,2 x 16
	SRP03	24 Rebites cab.abaulada \varnothing 4,8 x 10,2 ou 24 Parafusos A.A Philips 4,2 x 16
	SRP04	28 Rebites cab.abaulada \varnothing 4,8 x 10,2 ou 28 Parafusos A.A Philips 4,2 x 16



ESCALA 1:1